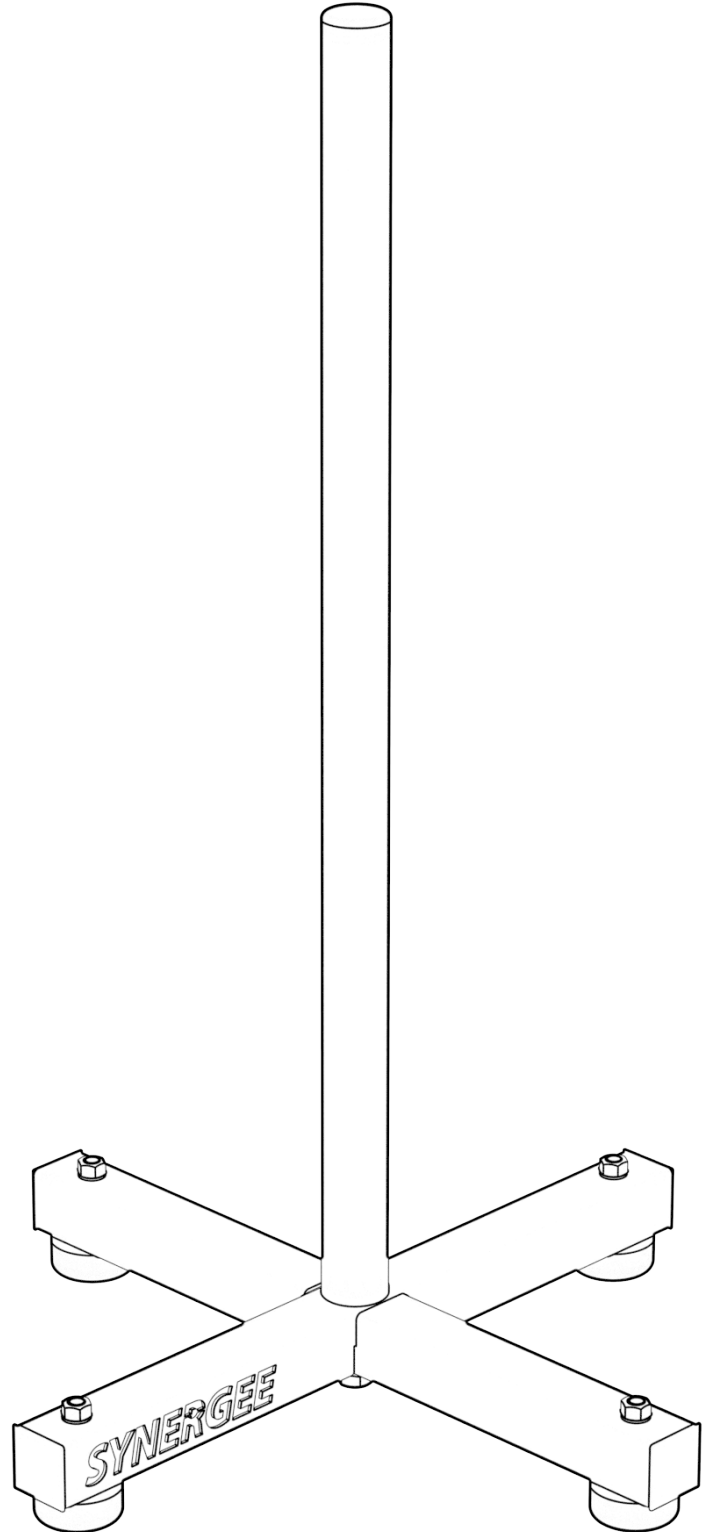


SYNERGEE[®]


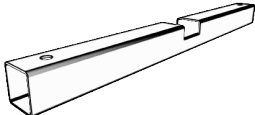
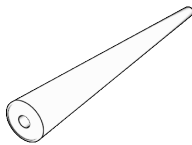
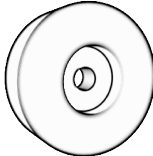
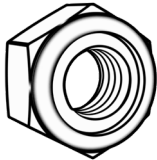



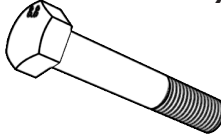
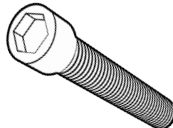
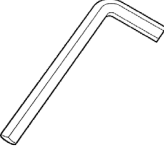


WEIGHT STACKER



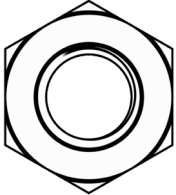
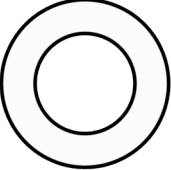
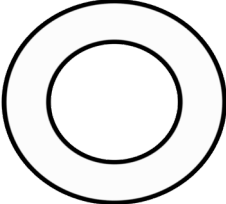
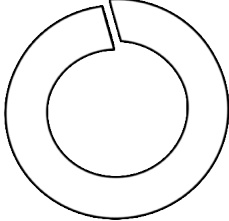


PARTS LIST

IF ANY PIECES ARE MISSING, PLEASE CONTACT US IMMEDIATELY:
HELLO@SYNERGEEFITNESS.COM OR 1.855.217.7136

<p>1. QTY x1</p>  <p>BASE TUBE WITH LOGO</p>	<p>2. QTY x1</p>  <p>BASE TUBE</p>	<p>3. QTY x1</p>  <p>WEIGHT POST</p>	<p>4. QTY x4</p>  <p>RUBBER FEET</p>	<p>5. QTY x4</p>  <p>M12 STEEL LOCK-NUT</p>
<p>6. QTY x1</p>  <p>M16 STEEL WASHER</p>	<p>7. QTY x1</p>  <p>M16 SPLIT LOCK WASHER</p>	<p>8. QTY x4</p>  <p>M12 STEEL WASHER</p>	<p>9. QTY x1</p>  <p>M16X85 STEEL HEX HEAD SCREW</p>	<p>10. QTY x4</p>  <p>M12x70 CYLINDER HEX SCREW</p>
<p>11. QTY x1</p>  <p>M10 ALAN KEY</p>				

HARDWARE SIZING CHART

M12x70 CYLINDER SCREW		QTY	IN STEPS
		4	1
M16X85 STEEL SCREW		QTY	IN STEPS
		1	1
M12 NYLON LOCKNUT		QTY	IN STEPS
		4	1
M12 WASHER		QTY	IN STEPS
		4	1
M16 WASHER		QTY	IN STEPS
		1	1
M16 SPLIT LOCK WASHER		QTY	IN STEPS
		1	1

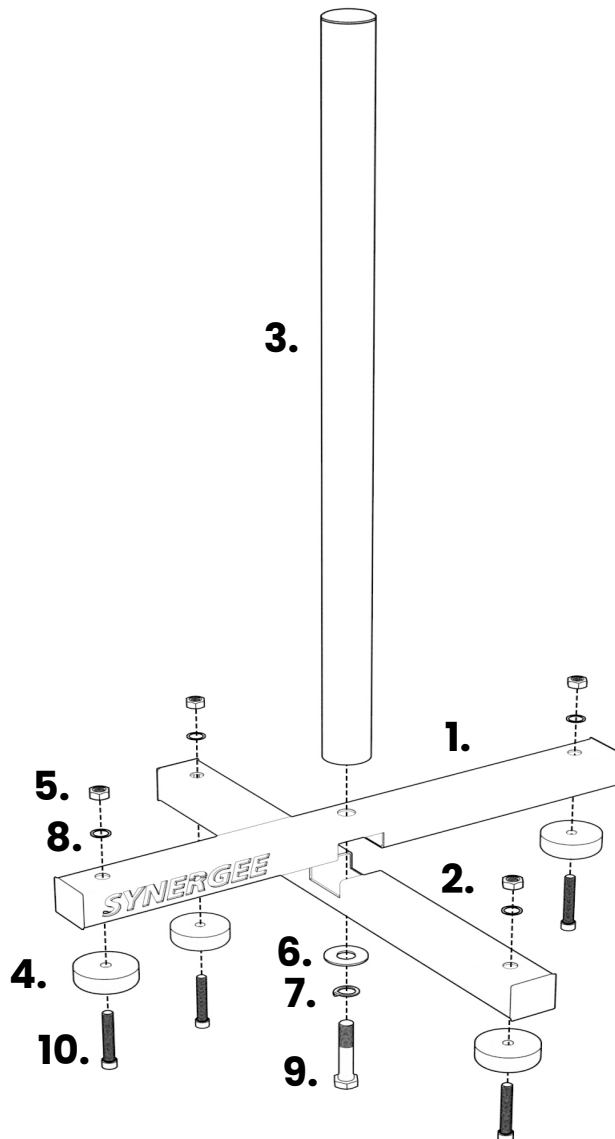
ASSEMBLY

STEP: 1

RUBBER FEET CONSTRUCTION:

STEP PART GUIDE

#	PART NAME	QTY
1.	BASE TUBE WITH LOGO	1
2.	BASE TUBE	1
3.	WEIGHT POST	1
4.	RUBBER FEET	4
5.	M12 NUT	4
6.	M16 WASHER	1
7.	M16 SPLIT LOCK WASHER	1
8.	M12 WASHER	4
9.	M16X85 STEEL HEX HEAD SCREW	1
10.	M12X70 CYLINDER HEAD SCREW	4



ASSEMBLY

STEP: 2

WHEELS PURCHASED SEPARATELY

WHEEL CONSTRUCTION:

STEP PART GUIDE

#	PART NAME	QTY
1.	WHEELS	4
2.	M12 STEEL SERRATED FLANGE LOCKNUT	4

